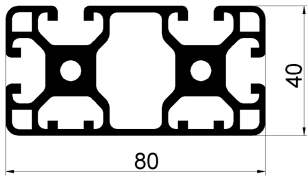
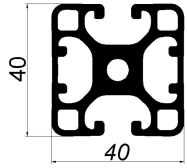


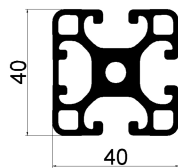
SIGMA PROFILES FAIR STAND PROFILES



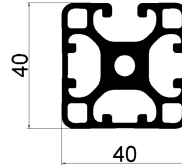
2000
4.688 kg/mt



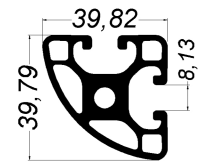
2001
1.829 kg/mt



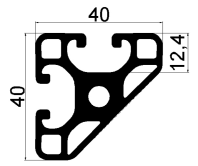
2002
1.789 kg/mt



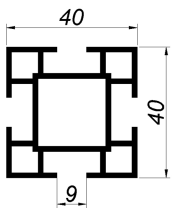
2003
1.829 kg/mt



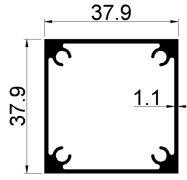
2004
1.489 kg/mt



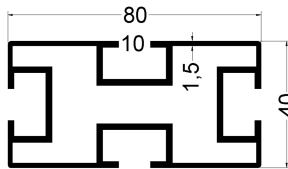
2005
1.491 kg/mt



2006
1.137 kg/mt



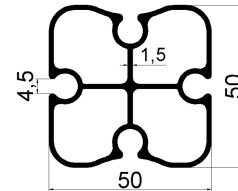
2007
0.647 kg/mt



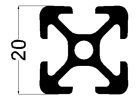
2008
1.816 kg/mt



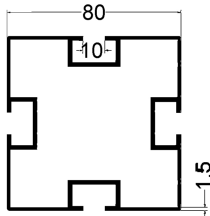
2009
0.865 kg/mt



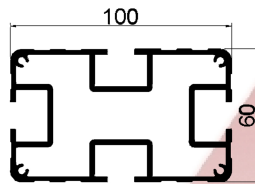
2010
1.303 kg/mt



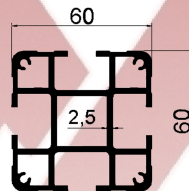
2015
0.507 kg/mt



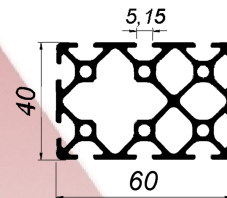
2011
2.141 kg/mt



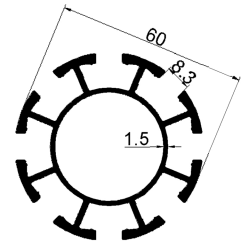
2012
3.299 kg/mt



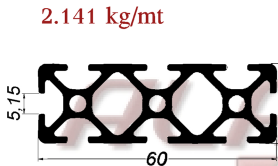
2013
2.693 kg/mt



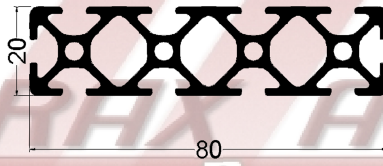
2014
1.980 kg/mt



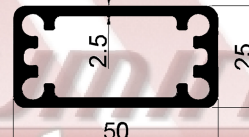
2023
1.680 kg/mt



2016
1.222 kg/mt



2017
1.600 kg/mt

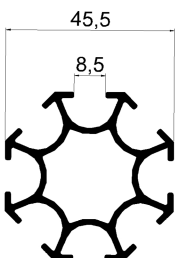


2021
1.140 kg/mt

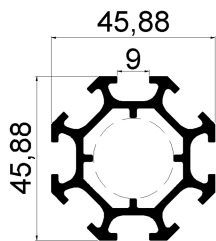


2018
0.843 kg/mt

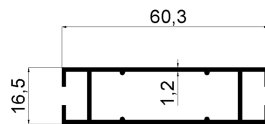
FAIR STAND PROFILES



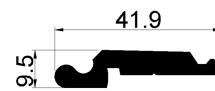
2399
1.030 kg/mt



2400
1.303 kg/mt



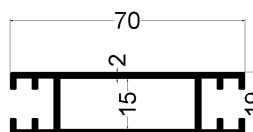
2403
0.554 kg/mt



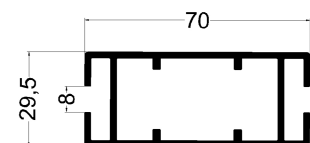
2401
0.597 kg/mt



2402
0.768 kg/mt



2404
1.046 kg/mt



2405
1.317 kg/mt