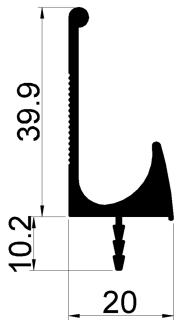
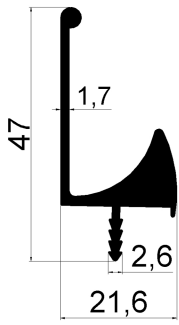


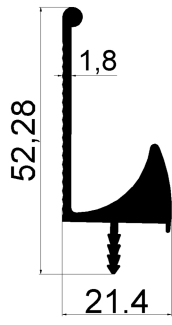
DRAWER HANDLE PROFILES



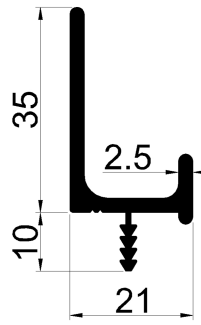
2026
0.538 kg/mt



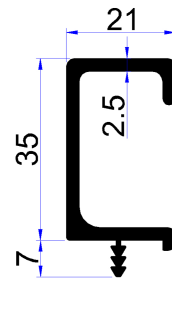
2027
0.582 kg/mt



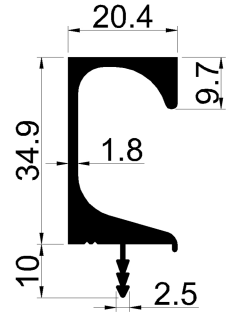
2028
0.614 kg/mt



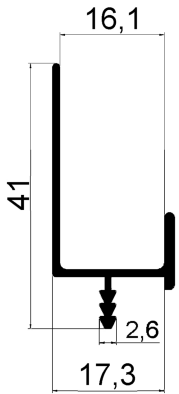
2029
0.485 kg/mt



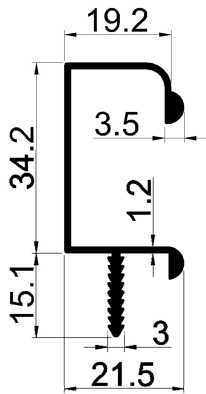
2030
0.590 kg/mt



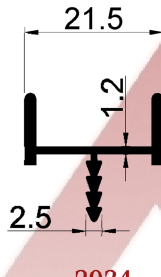
2031
0.652 kg/mt



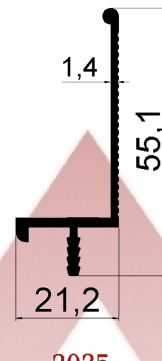
2032
0.247 kg/mt



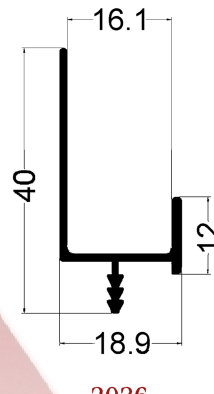
2033
0.410 kg/mt



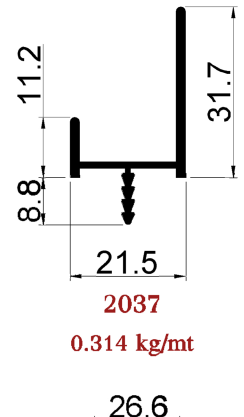
2034
0.214 kg/mt



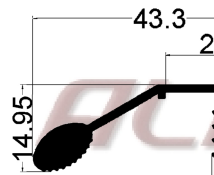
2035
0.392 kg/mt



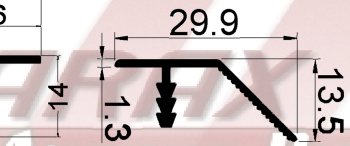
2036
0.247 kg/mt



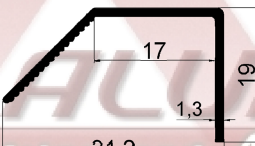
2037
0.314 kg/mt



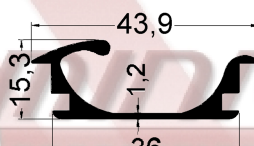
2038
0.392 kg/mt



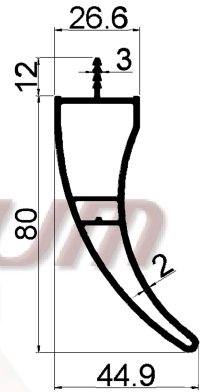
2039
0.177 kg/mt



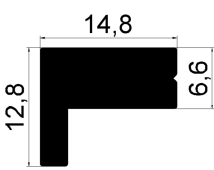
2040
0.184 kg/mt



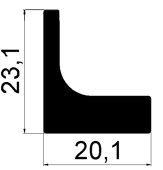
2041
0.405 kg/mt



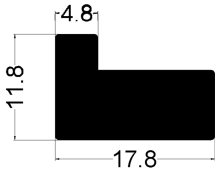
2042
1.291 kg/mt



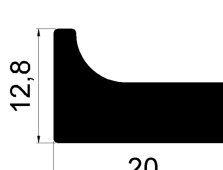
2043
0.314 kg/mt



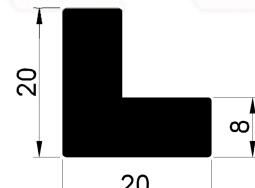
2044
0.532 kg/mt



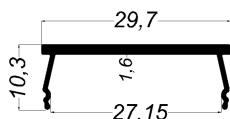
2045
0.427 kg/mt



2046
0.426 kg/mt

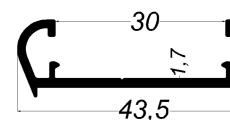


2047
0.693 kg/mt

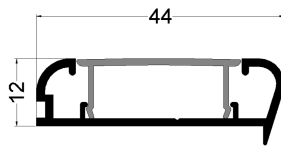


2521
0.165 kg/mt

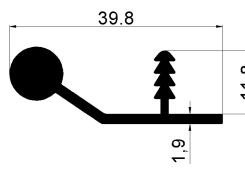
2522
0.140 kg/mt



2520
0.335 kg/mt




2523
0.313 kg/mt



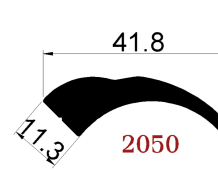
2038 / A
0.461 kg/mt



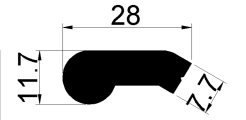
2049
0.643 kg/mt



2048
0.228 kg/mt



2050
0.667 kg/mt



2051
0.617 kg/mt